# Amundi Corporate Proceeds Bond UCITS ETF Acc

FACTSHEET

Marketing Communication

**31/10/2026**

BOND

## Key Information (Source: Amundi)

Net Asset Value (NAV) : **9.92 ( EUR )**
NAV and AUM as of : **30/10/2026**
Assets Under Management (AUM) : **11.05 ( million EUR )**
ISIN code : **LU2370241684**
Replication type : **Physical**
Benchmark : **100% SOLACTIVE EUR USD IG CORPORATE GREEN BOND TR INDEX**
Date of the first NAV : **12/08/2021**
First NAV : **10.00 ( EUR )**

## Objective and Investment Policy

The Amundi Corporate Green Bond (DR) UCITS ETF - Acc is a UCITS compliant exchange traded fund that aims to track the benchmark index Solactive EUR USD IG Corp Green Bond.

Amundi ETFs are efficient investment vehicles listed on exchange that offer transparent, liquid and low-cost exposure to the underlying benchmarkindex.

## Risk Indicator *(Source : Fund Admin)*

1 **2** 3 4 5 6 7

Lower Risk — Higher Risk

The SRI represents the risk and return profile as presented in the Key Information Document (KID). The lowest category does not imply that there is no risk. The SRI is not guaranteed and may change over time. The risk indicator assumes you keep the product for 3 years.
The summary risk indicator is a guide to the level of risk of this product compared to other products. It shows how likely it is that the product will lose money because of movement in the markets or because we are not able to pay you.

*« Technical net asset values may be calculated and published for any calendar day (excluding Saturdays and Sundays) that is neither a business day nor a transaction day. These technical net asset values are merely indicative and will not be the basis for purchasing, switching, redeeming and/or transferring shares."*

## Returns (Source: Fund Admin) - Past performance does not predict future returns

### Performances from 12/08/2021 to 30/10/2026 (Source : Fund Admin)

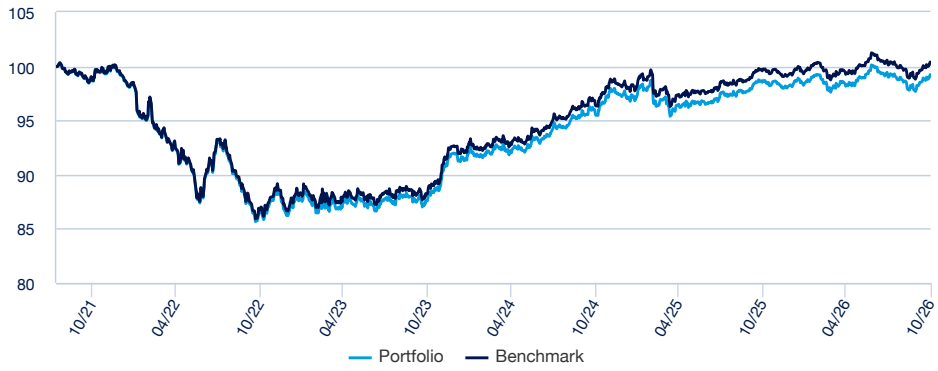


### Risk indicators (Source: Fund Admin)

| | 1 year | 3 years | 5 years | Inception to date * |
|---|---|---|---|---|
| **Portfolio volatility *** | 2.31% | 3.26% | 4.37% | 4.31% |
| **Benchmark volatility** | 2.25% | 3.24% | 4.37% | 4.30% |
| **Ex-post Tracking Error** | 0.14% | 0.13% | 0.12% | 0.12% |
| **Sharpe ratio** | -0.67 | 0.35 | -0.47 | -0.51 |

* Volatility is a statistical indicator that measures an asset's variations around its average value. For example, market variations of +/- 1.5% per day correspond to a volatility of 25% per year. The higher the volatility, the higher the risk.
The Tracking Error indicator measures the performance's difference between the fund and the benchmark

### Cumulative returns* (Source: Fund Admin)

| Since | YTD 31/12/2025 | 1 month 30/09/2026 | 3 months 31/07/2026 | 1 year 31/10/2025 | 3 years 31/10/2023 | 5 years 29/10/2021 | Since 12/08/2021 |
|---|---|---|---|---|---|---|---|
| **Portfolio** | 1.00% | 1.38% | 0.25% | 0.56% | 13.03% | 0.58% | -0.77% |
| **Benchmark** | 1.10% | 1.40% | 0.29% | 0.64% | 13.52% | 1.69% | 0.39% |
| **Spread** | -0.10% | -0.02% | -0.04% | -0.08% | -0.49% | -1.10% | -1.16% |

### Calendar year performance* (Source: Fund Admin)

| | 2025 | 2024 | 2023 | 2022 | 2021 |
|---|---|---|---|---|---|
| **Portfolio** | 0.80% | 6.08% | 6.59% | -13.08% | - |
| **Benchmark** | 0.95% | 6.27% | 6.85% | -12.72% | - |
| **Spread** | -0.15% | -0.20% | -0.26% | -0.35% | - |

** Source : Amundi. The above cover complete periods of 12 months for each calendar year.* ***Past performance is no predictor of current and future results and does not guarantee future yield*** *. Any losses or gains do not take into consideration any costs, commissions and fees incurred by the investor in the issue and buyout of the shares (e.g. taxes, brokerage fees or other commissions deducted by the financial intermediary). If performance is calculated in a currency other than the euro, any losses or gains generated can thereby be affected by exchange rate fluctuations (both upward and downward). The discrepancy accounts for the performance difference between the portfolio and the index.*

# Amundi Corporate Proceeds Bond UCITS ETF Acc

FACTSHEET

Marketing Communication
31/10/2026

BOND

## Description of the Index

The benchmark index is representative of the performance of investment grade rated Green Bonds issued by corporates and denominated in EUR and USD. To be eligible for inclusion in the Index, a bond must be considered a "Green Bond" by the Climate Bonds Initiative and meet specific criteria pertaining, in particular, to its issue size (at least 300 million outstanding amount), maturity (at least one year until maturity), ratings (only investment grade bonds are eligible) and denomination currency (EUR and USD). An ESG screen is also applied to the index to exclude issuers based on exposure to controversial businesses and those which are subject to UN Sanctions and/or "Non-Compliant" with regard to the Overall Global Compact Compliance.

## Portfolio Data (Source: Amundi)

### Information (Source: Amundi)

Asset class : **Bond**
Exposure : **International**

Holdings : **164**

### Portfolio Indicators (Source: Fund Admin)

| | Portfolio |
|---|---|
| **Modified duration [1]** | 3.85 |
| **Average rating [2]** | BBB+ |
| **Yield To Maturity** | 4.54% |

[1] Modified duration (in points) estimates a bond portfolio's percentage price change for 1% change in yield.
[2] Based on cash bonds and CDS but excludes other types of derivatives

## Portfolio Breakdown (Source: Amundi)

### By maturity (Source: Amundi)

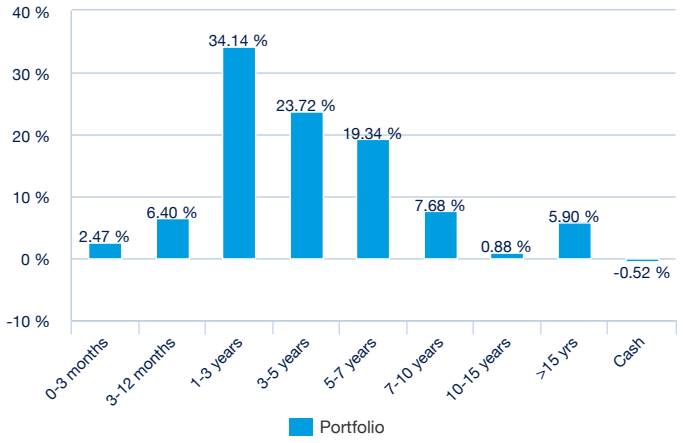


### By rating (source : Amundi)

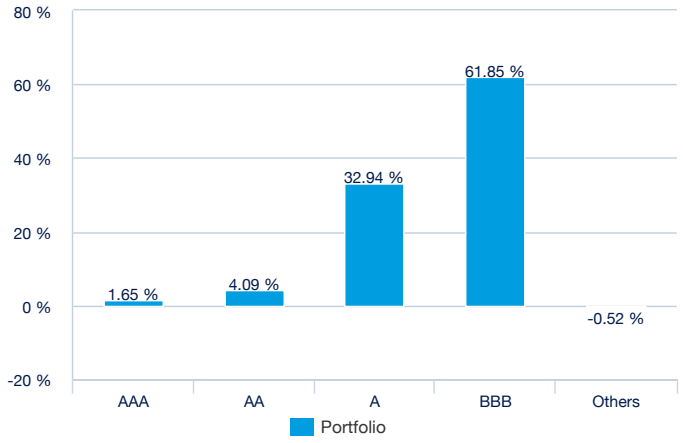


### By issuer (Source: Amundi)

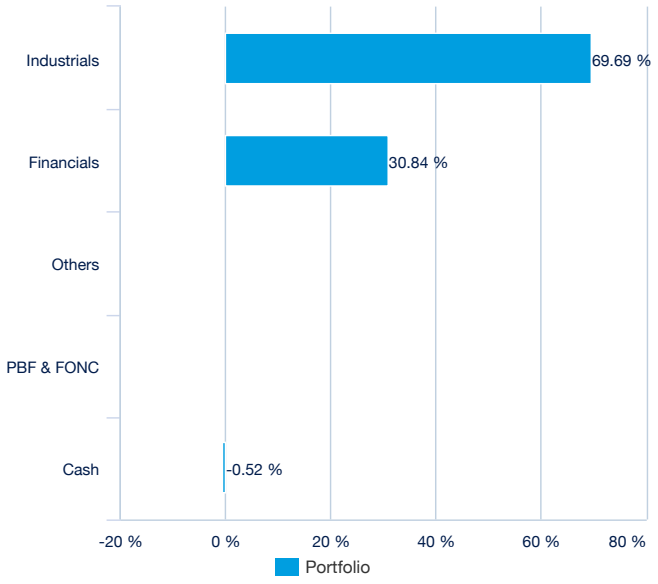


### By country (source : Amundi)

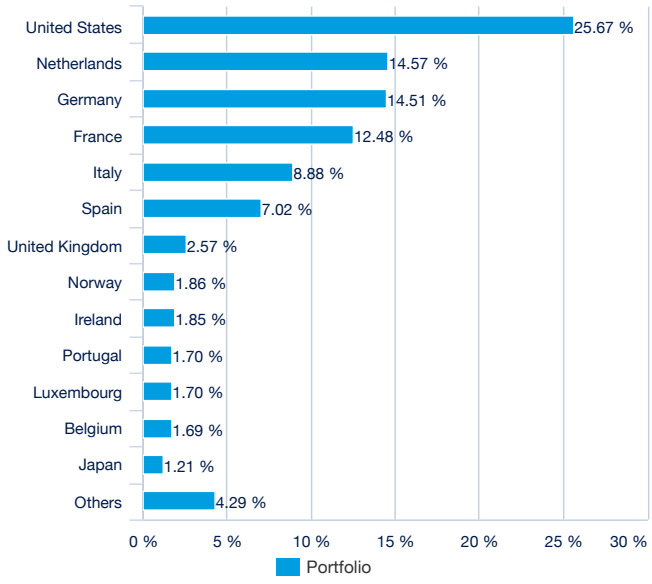


Amundi Investment Solutions

Amundi Asset Management, SAS (French : Société par Actions Simplifiée) with a capital of 1 143 615 555 €
AMF approved Portfolio Management Company- GP number 04000036
Corporate address: 91-93, Boulevard Pasteur - 75015 Paris- France 437 574 452 RCS Paris
This material is solely for the attention of "professional" investors.

# Amundi Corporate Proceeds Bond UCITS ETF Acc

FACTSHEET

Marketing Communication
31/10/2026

BOND

## Principal characteristics (Source : Amundi)

| | |
|---|---|
| Fund structure | SICAV under Luxembourg law |
| UCITS compliant | UCITS |
| Management Company | Amundi Luxembourg SA |
| Administrator | SOCIETE GENERALE LUXEMBOURG |
| Custodian | SOCIETE GENERALE LUXEMBOURG |
| Independent auditor | DELOITTE AUDIT |
| Share-class inception date | 12/08/2021 |
| Date of the first NAV | 12/08/2021 |
| Share-class reference currency | EUR |
| Classification | Not applicable |
| Type of shares | Accumulation |
| ISIN code | LU2370241684 |
| Minimum investment to the secondary market | 1 Share(s) |
| Frequency of NAV calculation | Daily |
| Management fees and other administrative or operating costs | 0.20% |
| Minimum recommended investment period | 3 years |
| Fiscal year end | September |
| Primary Market Maker | SOCIETE GENERALE |

## Listing data (source : Amundi)

| Place | CCY | Bloomberg Ticker | Bloomberg iNAV | Reuters RIC | Reuters iNAV |
|---|---|---|---|---|---|
| Six Swiss Exchange | CHF | TERA SW | TERACHIV | TERAG.S | TERACHFINAV=SOLA |
| Deutsche Boerse (Xetra) | EUR | PLAN GY | PLANEUIV | PLANG.DE | PLANEURINAV=SOLA |
| Euronext Paris | EUR | PLAN FP | PLANEUIV | PLANT.PA | PLANEURINAV=SOLA |
| LSE | USD | PLAN LN | PLANUSIV | PLANT.L | PLANUSDINAV=SOLA |
| Euronext Milan | EUR | PLAN IM | PLANEUIV | PLANT.MI | PLANEURINAV=SOLA |

## Contact

### ETF Sales contact

| | |
|---|---|
| France & Luxembourg | +33 (0)1 76 32 65 76 |
| Germany & Austria | +49 (0) 800 111 1928 |
| Italy | +39 02 0065 2965 |
| Switzerland (German) | +41 44 588 99 36 |
| Switzerland (French) | +41 22 316 01 51 |
| United Kingdom | +44 (0) 20 7 074 9598 |
| United Kingdom (Instit) | +44 (0) 800 260 5644 |
| Netherlands | +31 20 794 04 79 |
| Nordic countries | +46 8 5348 2271 |
| Hong Kong | +65 64 39 93 50 |
| Spain | +34 914 36 72 45 |

### ETF Market Makers contact

| | |
|---|---|
| SG CIB | +33 (0)1 42 13 38 63 |
| BNP Paribas | +44 (0) 207 595 1844 |

### Amundi contact

**Amundi ETF**
90 bd Pasteur
CS 21564
75 730 Paris Cedex 15 - France
**Hotline :** +33 (0)1 76 32 47 74
info-etf@amundi.com

### ETF Capital Markets contact

| | |
|---|---|
| Téléphone | +33 (0)1 76 32 19 93 |
| Bloomberg IB Chat | Capital Markets Amundi ETF |
| | Capital Markets Amundi HK ETF |



Amundi Asset Management, SAS (French : Société par Actions Simplifiée) with a capital of 1 143 615 555 €
AMF approved Portfolio Management Company- GP number 04000036
Corporate address: 91-93, Boulevard Pasteur - 75015 Paris- France 437 574 452 RCS Paris
This material is solely for the attention of “professional” investors.

## Index Providers

The financial instrument is not sponsored, promoted, sold or supported in any other manner by Solactive AG nor does Solactive AG offer any express or implicit guarantee or assurance either with regard to the results of using the index and/or index trade mark or the index price at any time or in any other respect. The index is calculated and published by Solactive AG. Solactive AG uses its best efforts to ensure that the index is calculated correctly. Irrespective of its obligations towards the issuer, Solactive AG has no obligation to point out errors in the index to third parties including but not limited to investors and/or financial intermediaries of the financial instrument. Neither publication of the index by Solactive AG nor the licensing of the index or index trade mark for the purpose of use in connection with the financial instrument constitutes a recommendation by Solactive AG to invest capital in said financial instrument nor does it in any way represent an assurance or opinion of Solactive AG with regard to any investment in this financial instrument.

## Important information

This document is of a commercial nature and not of a regulatory nature.
It is each investor's responsibility to ascertain that it is authorised to subscribe, or invest into this product.
Prior to investing in the product, investors should seek independent financial, tax, accounting and legal advice.
Amundi Corporate Proceeds Bond is an investment company with Variable Capital (SICAV) incorporated under Luxembourg Law, listed on the official list of Undertakings for Collective Investment,authorised under Part I of the Luxembourg Law of 17th December 2010 (the "2010 Law") on Undertakings for Collective Investment in accordance with provisions of the Directive 2009/65/EC (the"2009 Directive") and subject to the supervision of the Commission de Surveillance du Secteur Financier (CSSF). The product is a sub-fund of Amundi Corporate Proceeds Bond and has been approved by the CSSF and has been notified to the AMF to be marketed in France.
Amundi Asset Management ("Amundi AM") recommend that investors read carefully the "risk factors" section of the product's prospectus and the"Risk and reward" section of the Key Investor Information Document (KIID). The prospectus in English and the KIID in French are available free of charge on wwww.amundietf.com or upon request to info@amundietf.com
The attention of investors is drawn to the fact that, the prospectus is only available in English.
A summary of information about investors' rights and collective redress mechanisms can be found in English on the regulatory page at https://about.amundi.com/legal-documentation with respect to Amundi ETFs.

Units of a specific UCITS ETF managed by an asset manager and purchased on the secondary market cannot usually be sold directly back to the asset manager itself. Investors must buy and sell units on a secondary market with the assistance of an intermediary (e.g. a stockbroker) and may incur fees for doing so. In addition, investors may pay more than the current net asset value when buying units and may receive less than the current net asset value when selling them.

Updated composition of the product's investment portfolio is available on www.amundietf.com. In addition, the indicative net asset value is published on the Reuters and Bloomberg pages of the product,and might also be mentioned on the websites of the stock exchanges where the product is listed.

There is no guarantee that the fund's objective will be met. The fund may not always be able to replicate exactly the performance of the index (or indices).

**This product includes a risk of capital loss.** The redemption value of this product may be less than the amount initially invested. In a worst case scenario, investors could sustain the loss of their entire investment.

The index referred to herein (the "Index") is not sponsored, approved or sold by Amundi Asset Management ("Amundi AM"). Amundi AM shall not assume any responsibility in this respect. The accuracy, completeness or relevance of the information which has been drawn from external sources is not guaranteed although it is drawn from sources reasonably believed to be reliable. Subject to any applicable law, Amundi AM shall not assume any liability in this respect. The market information displayed in this document is based on data at a given moment and may change from time to time.
**THIS DOCUMENT DOES NOT CONSTITUTE AN OFFER FOR SALE OF SECURITIES IN THE UNITED STATES OF AMERICA. THE PRODUCT HEREIN DESCRIBED WILL NOT BEREGISTERED UNDER THE U.S. SECURITIES ACT OF 1933, AS AMENDED (THE "U.S. SECURITIES ACT") AND MAY NOT BE OFFERED OR SOLD IN THE UNITED STATES OF AMERICAWITHOUT BEING REGISTERED OR BEING EXEMPTED FROM REGISTRATION UNDER THE U.S. SECURITIES ACT.**

This factsheet is issued by Amundi Asset Management, société anonyme à directoire et conseil de surveillance having its registered office at 91-93, boulevard Pasteur, 75015Paris (France), 419 223 375 RCS Nanterre, authorized and regulated by the Autorité des marchés financiers (AMF). Amundi AM is represented in the UK by Amundi Asset Management UK LLP, which isauthorized and regulated by Financial Conduct Authority in the UK.

This document is designed exclusively for institutional, professional, qualified or sophisticated investors and distributors. It is not meant for the general public or private clients of any jurisdiction or those qualified as 'US Persons'. Approved investors in regard to the European Union are those which are defined as "Professional" investors in Directive 2004/39/EC of 21 April 2004 "MiFID" or, as the case may be, as defined under each local legislation and, insofar as the offer in Switzerland is concerned, "qualified investors" as set forth in the federal Law on Collective Investments (LPCC), the Ordinance on collective investments of 22 November 2006 (OPCC) and the FINMA 08/8 Circular regarding the legislation on collective investments of 20 November 2008. This document shall not, under any circumstance, be sent within the European Union to non "Professional" investors as defined by the MFI or under each local legislation, or in Switzerland to those investors which are not defined as "qualified investors" in the applicable law and regulations.