# Amundi Global Government Inflation-Linked Bond 1-10Y UCITS ETF GBP Hedged Dist

FACTSHEET

Marketing Communication

**31/10/2026**

BOND

## Key Information (Source: Amundi)

Net Asset Value (NAV) : **11.01 ( GBP )**
NAV and AUM as of : **30/10/2026**
Assets Under Management (AUM) : **130.06 ( million GBP )**
ISIN code : **LU1910940425**
Replication type : **Physical**
Benchmark : **100% BLOOMBERG BARCLAYS GLOBAL INFLATION LINKED 1-10YRS**
Last coupon date : **09/12/2025**
Latest coupons per share : **0.10 ( GBP )**
Date of the first NAV : **06/04/2021**
First NAV : **10.00 ( GBP )**

## Objective and Investment Policy

The Amundi Core Global Inflation-Linked 1-10Y Bond (DR) UCITS ETF - Monthly Hedged to GBP - Dist is a UCITS compliant exchange traded fund that aims to track the Bloomberg Barclays Global Inflation-Linked 1-10 Year Index Unhedged USD, offsetting the impact of monthly variations of the index local currency vs. the GBP. The GBP-hedged share class offers the simplicity of a monthly currency hedge mechanism that is embedded in the investment product, representing an efficient solution to manage the foreign-exchange risk.

## Risk Indicator *(Source : Fund Admin)*

1 **2** 3 4 5 6 7

Lower Risk — Higher Risk

The SRI represents the risk and return profile as presented in the Key Information Document (KID). The lowest category does not imply that there is no risk. The SRI is not guaranteed and may change over time. The risk indicator assumes you keep the product for 3 years.
The summary risk indicator is a guide to the level of risk of this product compared to other products. It shows how likely it is that the product will lose money because of movement in the markets or because we are not able to pay you.

**It is important for potential investors to evaluate the risks described below and in the fund prospectus which can be found on www.amundietf.com**

**CAPITAL AT RISK :** ETFs are tracking instruments: Their risk profile is similar to a direct investment in the Underlying Index. Investors' capital is fully at risk and investors may not get back the amount originally invested.
**REPLICATION RISK :** The fund objectives might not be reached due to unexpected events on the underlying markets which will impact the index calculation and the efficient fund replication.
**COUNTERPARTY RISK :** Investors are exposed to risks resulting from the use of an OTC Swap with MORGAN STANLEY BANK AG , SOCIETE GENERALE. In-line with UCITS guidelines, the exposure to the counterparty cannot exceed 10% of the total fund assets. Physically replicated ETFs may have counterparty risk resulting from the use of a Securities Lending Programme.
**UNDERLYING RISK :** The Underlying Index of a Amundi ETF may be complex and volatile. When investing in commodities, the Underlying Index is calculated with reference to commodity futures contracts exposing the investor to a liquidity risk linked to costs such as cost of carry and transportation. ETFs exposed to Emerging Markets carry a greater risk of potential loss than investment in Developed Markets as they are exposed to a wide range of unpredictable Emerging Market risks.
**CURRENCY RISK :** ETFs may be exposed to currency risk if the ETF is denominated in a currency different to that of the Underlying Index they are tracking. This means that exchange rate fluctuations could have a negative or positive effect on returns.
**LIQUIDITY RISK :** Liquidity is provided by registered market-makers on the respective stock exchange where the ETF is listed. On-exchange liquidity may be limited as a result of a suspension in the underlying market represented by the Underlying Index tracked by the ETF; a failure in the systems of one of the relevant stock exchanges, The market-maker systems; or an abnormal trading situation or event.

*« Technical net asset values may be calculated and published for any calendar day (excluding Saturdays and Sundays) that is neither a business day nor a transaction day. These technical net asset values are merely indicative and will not be the basis for purchasing, switching, redeeming and/or transferring shares."*

## Returns (Source: Fund Admin) - Past performance does not predict future returns

### Performances from 06/04/2021 to 30/10/2026 (Source : Fund Admin)

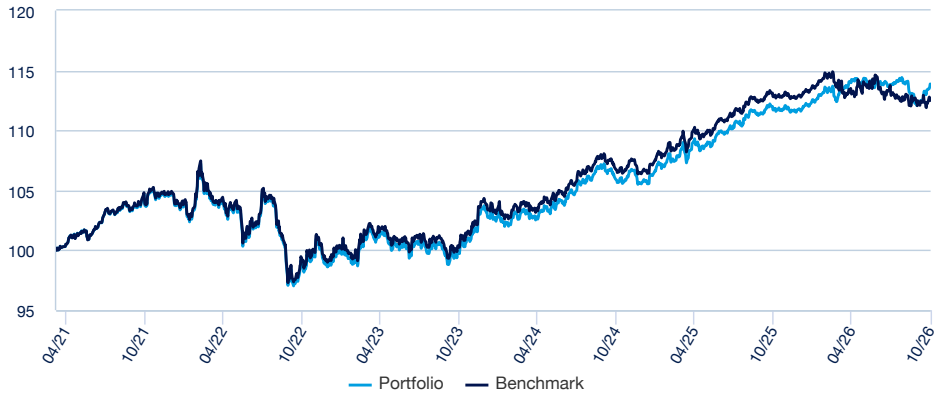


### Cumulative returns* (Source: Fund Admin)

| Since | YTD 31/12/2025 | 1 month 30/09/2026 | 3 months 31/07/2026 | 1 year 31/10/2025 | 3 years 31/10/2023 | 5 years 29/10/2021 | Since 06/04/2021 |
|---|---|---|---|---|---|---|---|
| **Portfolio** | 1.89% | 1.53% | 0.05% | 1.81% | 14.20% | 9.79% | 13.88% |
| **Benchmark** | -0.37% | 0.41% | -0.35% | -0.37% | 12.24% | 8.34% | 12.52% |
| **Spread** | 2.26% | 1.13% | 0.40% | 2.19% | 1.96% | 1.45% | 1.36% |

### Calendar year performance* (Source: Fund Admin)

| | 2025 | 2024 | 2023 | 2022 | 2021 |
|---|---|---|---|---|---|
| **Portfolio** | 5.66% | 2.30% | 4.78% | -5.78% | - |
| **Benchmark** | 5.88% | 2.54% | 4.96% | -5.49% | - |
| **Spread** | -0.22% | -0.24% | -0.18% | -0.29% | - |

** Source : Amundi. The above cover complete periods of 12 months for each calendar year.* ***Past performance is no predictor of current and future results and does not guarantee future yield*** *. Any losses or gains do not take into consideration any costs, commissions and fees incurred by the investor in the issue and buyout of the shares (e.g. taxes, brokerage fees or other commissions deducted by the financial intermediary). If performance is calculated in a currency other than the euro, any losses or gains generated can thereby be affected by exchange rate fluctuations (both upward and downward). The discrepancy accounts for the performance difference between the portfolio and the index.*

### Risk indicators (Source: Fund Admin)

| | 1 year | 3 years | Inception to date * |
|---|---|---|---|
| **Portfolio volatility *** | 2.15% | 2.73% | 3.70% |
| **Benchmark volatility** | 2.77% | 2.93% | 3.77% |
| **Sharpe ratio** | -0.94 | -0.12 | -0.27 |

* Volatility is a statistical indicator that measures an asset's variations around its average value. For example, market variations of +/- 1.5% per day correspond to a volatility of 25% per year. The higher the volatility, the higher the risk.

# Amundi Global Government Inflation-Linked Bond 1-10Y UCITS ETF GBP Hedged Dist

FACTSHEET

Marketing Communication
31/10/2026

BOND

## Description of the Index

The Bloomberg Barclays Global Inflation-Linked 1-10 Year Index Unhedged USD (the "Benchmark Index") denominated in US Dollars and representative of the government local currency inflation-linked debt from developed market countries.

## Portfolio Data (Source: Amundi)

### Information (Source: Amundi)

Asset class : **Bond**
Exposure : **International**

Holdings : **87**

### Portfolio Indicators (Source: Fund Admin)

| | Portfolio |
|---|---|
| **Modified duration** [1] | 4.36 |
| **Average rating** [2] | A+ |
| **Yield To Maturity** | 4.21% |

[1] Modified duration (in points) estimates a bond portfolio's percentage price change for 1% change in yield.
[2] Based on cash bonds and CDS but excludes other types of derivatives

## Portfolio Breakdown (Source: Amundi)

### By maturity (Source: Amundi)

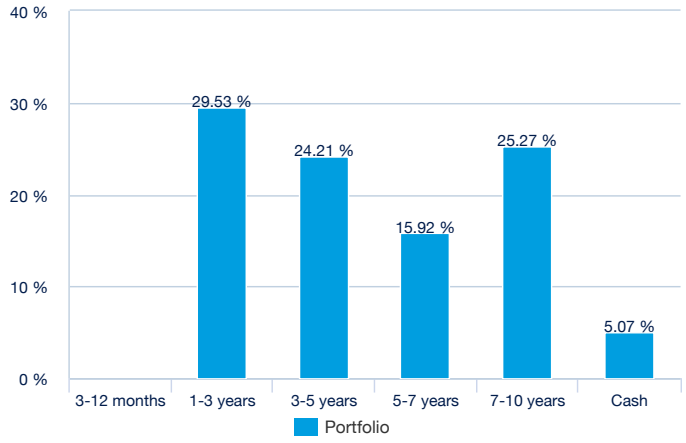


### By rating (source : Amundi)

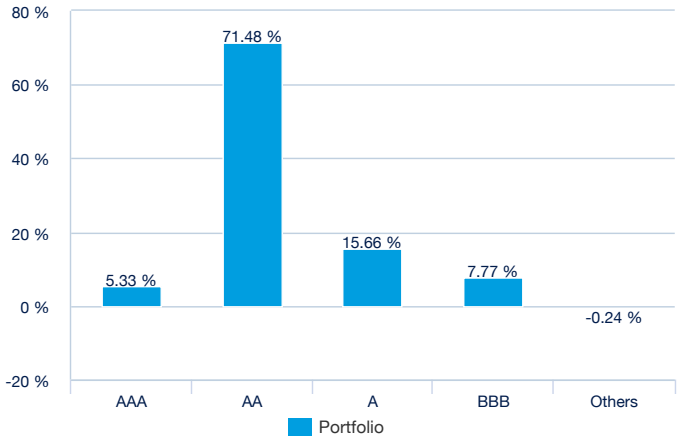


### By issuer (Source: Amundi)

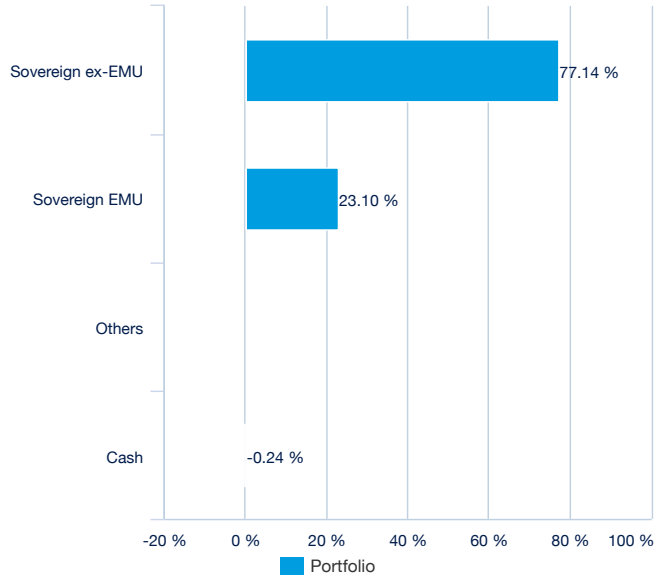


### By country (source : Amundi)

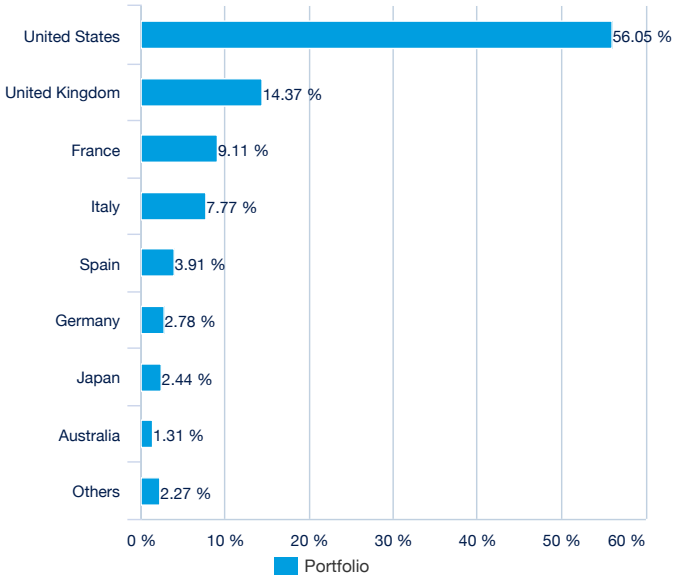

# Amundi Global Government Inflation-Linked Bond 1-10Y UCITS ETF GBP Hedged Dist

FACTSHEET

Marketing Communication
31/10/2026

BOND

## Principal characteristics (Source : Amundi)

| | |
|---|---|
| Fund structure | SICAV under Luxembourg law |
| UCITS compliant | UCITS |
| Management Company | Amundi Luxembourg SA |
| Administrator | SOCIETE GENERALE LUXEMBOURG |
| Custodian | SOCIETE GENERALE LUXEMBOURG |
| Independent auditor | DELOITTE AUDIT |
| Share-class inception date | 06/04/2021 |
| Share-class reference currency | GBP |
| Classification | Not applicable |
| Type of shares | Distribution |
| ISIN code | LU1910940425 |
| Minimum investment to the secondary market | 1 Share(s) |
| Frequency of NAV calculation | Daily |
| Management fees and other administrative or operating costs | 0.20% |
| Entry charge (maximum) | 5.00% |
| Exit charge (maximum) | 5.00% |
| Fiscal year end | September |

## Listing data (source : Amundi)

| Place | CCY | Bloomberg Ticker | Bloomberg iNAV | Reuters RIC | Reuters iNAV |
|---|---|---|---|---|---|
| LSE | GBP | GISG LN | GISGEUIV | GISG.L | GISGGBPINAV=SOLA |

## Index Providers

BLOOMBERG® is a trademark and service mark of Bloomberg Finance L.P. Bloomberg Finance L.P. and its affiliates (collectively, "Bloomberg"), including Bloomberg Index Services Limited, the administrator of the Index ("BISL"), or Bloomberg's licensors own all proprietary rights in the Index. Bloomberg is not the issuer or producer of the Sub-Fund and Bloomberg has no responsibilities, obligations or duties to investors in the Sub-Fund. The Index is licensed for use by the Management Company as the Issuer of the Sub-Fund. The only relationship of Bloomberg with the Issuer in respect of the Index is the licensing of the Index, which is determined, composed and calculated by BISL, or any successor thereto, without regard to the Issuer or the Sub-Fund or the owners of the Sub-Fund. Investors acquire the Sub-Fund from the Management Company and investors neither acquire any interest in the Index nor enter into any relationship of any kind whatsoever with Bloomberg upon making an investment in the Sub-Fund. The Sub-Fund are not sponsored, endorsed, sold or promoted by Bloomberg. Bloomberg makes no representation or warranty, express or implied, regarding the advisability of investing in the Sub-Fund or the advisability of investing in securities generally or the ability of the Index to track corresponding or relative market performance. Bloomberg has not passed on the legality or suitability of the Sub-Fund with respect to any person or entity. Bloomberg is not responsible for or has participated in the determination of the timing of, prices at, or quantities of the Sub-Fund to be issued. Bloomberg has no obligation to take the needs of the Issuer or the owners of the Sub-Fund or any other third party into consideration in determining, composing or calculating the Index. Bloomberg has no obligation or liability in connection with administration, marketing or trading of the Sub-Fund. The licensing agreement between Bloomberg and the Management Company is solely for the benefit of Bloomberg and the Management Company not for the benefit of the owners of the Sub-Fund, investors or other third parties. BLOOMBERG SHALL HAVE NO LIABILITY TO THE ISSUER, INVESTORS OR OTHER THIRD PARTIES FOR THE QUALITY, ACCURACY AND/OR COMPLETENESS OF THE INDEX OR ANY DATA INCLUDED THEREIN OR FOR INTERRUPTIONS IN THE DELIVERY OF THE INDEX. BLOOMBERG MAKES NO WARRANTY, EXPRESS OR IMPLIED, AS TO RESULTS TO BE OBTAINED BY THE ISSUER, THE INVESTORS OR ANY OTHER PERSON OR ENTITY FROM THE USE OF THE INDEX OR ANY DATA INCLUDED THEREIN. BLOOMBERG MAKES NO EXPRESS OR IMPLIED WARRANTIES, AND HEREBY EXPRESSLY DISCLAIMS ALL WARRANTIES OF MERCHANTABILITY OR FITNESS FOR A PARTICULAR PURPOSE OR USE WITH RESPECT TO THE INDEX OR ANY DATA INCLUDED THEREIN. BLOOMBERG RESERVES THE RIGHT TO CHANGE THE METHODS OF CALCULATION OR PUBLICATION, OR TO CEASE THE CALCULATION OR PUBLICATION OF THE INDEX, AND BLOOMBERG SHALL NOT BE LIABLE FOR ANY MISCALCULATION OF OR ANY INCORRECT, DELAYED OR INTERRUPTED PUBLICATION WITH RESPECT TO ANY OF THE INDEX. BLOOMBERG SHALL NOT BE LIABLE FOR ANY DAMAGES, INCLUDING, WITHOUT LIMITATION, ANY SPECIAL, INDIRECT OR CONSEQUENTIAL DAMAGES, OR ANY LOST PROFITS, EVEN IF ADVISED OF THE POSSIBLITY OF SUCH, RESULTING FROM THE USE OF THE INDEX OR ANY DATA INCLUDED THEREIN OR WITH RESPECT TO THE SUB-FUND.

## Important information

This document is of a commercial nature and not of a regulatory nature.
It is each investor's responsibility to ascertain that it is authorised to subscribe, or invest into this product.
Prior to investing in the product, investors should seek independent financial, tax, accounting and legal advice.
Amundi Global Government Inflation-Linked Bond 1-10Y is an investment company with Variable Capital (SICAV) incorporated under Luxembourg Law, listed on the official list of Undertakings for Collective Investment,authorised under Part I of the Luxembourg Law of 17th December 2010 (the "2010 Law") on Undertakings for Collective Investment in accordance with provisions of the Directive 2009/65/EC (the"2009 Directive") and subject to the supervision of the Commission de Surveillance du Secteur Financier (CSSF). The product is a sub-fund of Amundi Global Government Inflation-Linked Bond 1-10Y and has been approved by the CSSF and has been notified to the AMF to be marketed in France.
Amundi Asset Management ("Amundi AM") recommend that investors read carefully the "risk factors" section of the product's prospectus and the"Risk and reward" section of the Key Investor Information Document (KIID). The prospectus in English and the KIID in French are available free of charge on wwww.amundietf.com or upon request to info@amundietf.com
The attention of investors is drawn to the fact that, the prospectus is only available in English.
A summary of information about investors' rights and collective redress mechanisms can be found in English on the regulatory page at https://about.amundi.com/legal-documentation with respect to Amundi ETFs.

Units of a specific UCITS ETF managed by an asset manager and purchased on the secondary market cannot usually be sold directly back to the asset manager itself. Investors must buy and sell units on a secondary market with the assistance of an intermediary (e.g. a stockbroker) and may incur fees for doing so. In addition, investors may pay more than the current net asset value when buying units and may receive less than the current net asset value when selling them.

Updated composition of the product's investment portfolio is available on www.amundietf.com. In addition, the indicative net asset value is published on the Reuters and Bloomberg pages of the product,and might also be mentioned on the websites of the stock exchanges where the product is listed.

There is no guarantee that the fund's objective will be met. The fund may not always be able to replicate exactly the performance of the index (or indices).

**This product includes a risk of capital loss.** The redemption value of this product may be less than the amount initially invested. In a worst case scenario, investors could sustain the loss of their entire investment.

The index referred to herein (the "Index") is not sponsored, approved or sold by Amundi Asset Management ("Amundi AM"). Amundi AM shall not assume any responsibility in this respect. The accuracy, completeness or relevance of the information which has been drawn from external sources is not guaranteed although it is drawn from sources reasonably believed to be reliable. Subject to any applicable law, Amundi AM shall not assume any liability in this respect. The market information displayed in this document is based on data at a given moment and may change from time to time.
**THIS DOCUMENT DOES NOT CONSTITUTE AN OFFER FOR SALE OF SECURITIES IN THE UNITED STATES OF AMERICA. THE PRODUCT HEREIN DESCRIBED WILL NOT BEREGISTERED UNDER THE U.S. SECURITIES ACT OF 1933, AS AMENDED (THE "U.S. SECURITIES ACT") AND MAY NOT BE OFFERED OR SOLD IN THE UNITED STATES OF AMERICAWITHOUT BEING REGISTERED OR BEING EXEMPTED FROM REGISTRATION UNDER THE U.S. SECURITIES ACT.**

This factsheet is issued by Amundi Asset Management, société anonyme à directoire et conseil de surveillance having its registered office at 91-93, boulevard Pasteur, 75015Paris (France), 419 223 375 RCS Nanterre, authorized and regulated by the Autorité des marchés financiers (AMF). Amundi AM is represented in the UK by Amundi Asset Management UK LLP, which isauthorized and regulated by Financial Conduct Authority in the UK.