AMUNDI US TECH 100 EQUAL WEIGHT UCITS ETF DR - USD

FACTSHEET

Marketing Communication

31/10/2026

EQUITY

Objective and Investment Policy

This Sub-Fund is passively managed. The objective of this Sub-Fund is to track the performance of Solactive United States Technology 100 Equal Weight Index (the "Index"). The anticipated level of the tracking error, under normal market conditions, is indicated in the prospectus of the Sub-Fund. The Index is a net total return index, meaning that dividends net of tax paid by the index constituents are included in the Index return. The Index is an equity broad-based, equal weight index that measures the performance of the largest 100 companies from the NASDAQ Stock Exchange. More information about the composition of the Index and its operating rules are available in the prospectus and at: solactive.de The Index value is available via Bloomberg (USTE100N). The exposure to the Index will be achieved through a direct replication, mainly by making direct investments in transferable securities and/or other eligible assets representing the Index constituents in a proportion extremely close to their proportion in the Index. The Investment Manager will be able to use derivatives in order to deal with inflows and outflows and which relate to the Index or constituents of the Index for investment and/or efficient portfolio management. In order to generate additional income to offset its costs, the Sub-Fund may also enter into securities lending operations.

Performances from 10/11/2022 to 30/10/2026 (Source : Fund Admin)

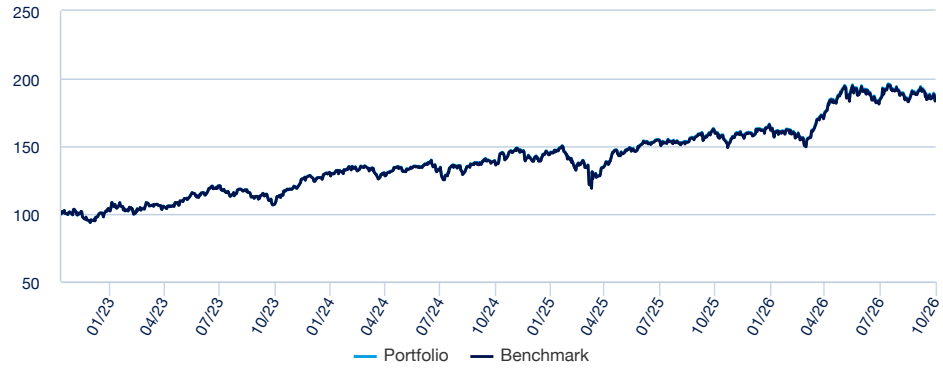

Cumulative returns* (Source: Fund Admin)

	YTD	1 month	3 months	1 year	3 years	5 years	Since
Since	31/12/2025	30/09/2026	31/07/2026	31/10/2025	31/10/2023	-	10/11/2022
Portfolio	16.48%	-2.50%	-0.55%	14.77%	70.49%	-	84.15%
Benchmark	16.41%	-2.50%	-0.61%	14.70%	69.90%	-	83.32%
Spread	0.07%	0.00%	0.07%	0.07%	0.59%	-	0.83%

Calendar year performance* (Source: Fund Admin)

	2025	2024	2023	2022	2021
Portfolio	13.58%	8.84%	33.95%	-	-
Benchmark	13.45%	8.70%	33.79%	-	-
Spread	0.13%	0.15%	0.16%	-	-

** Source : Amundi. The above cover complete periods of 12 months for each calendar year.* ***Past performance is no predictor of current and future results and does not guarantee future yield*** *. Any losses or gains do not take into consideration any costs, commissions and fees incurred by the investor in the issue and buyout of the shares (e.g. taxes, brokerage fees or other commissions deducted by the financial intermediary). If performance is calculated in a currency other than the euro, any losses or gains generated can thereby be affected by exchange rate fluctuations (both upward and downward). The discrepancy accounts for the performance difference between the portfolio and the index.*

Risk indicators (Source: Fund Admin)

	1 year	3 years	Inception to date *
Portfolio volatility *	15.73%	16.40%	16.58%
Benchmark volatility	15.72%	16.37%	16.56%
Ex-post Tracking Error	0.08%	0.08%	0.07%
Sharpe ratio	0.69	0.80	0.68

* Volatility is a statistical indicator that measures an asset's variations around its average value. For example, market variations of +/- 1.5% per day correspond to a volatility of 25% per year. The higher the volatility, the higher the risk.
The Tracking Error indicator measures the performance's difference between the fund and the benchmark

Morningstar rating ©

Morningstar Overall Rating © : **2 stars**
Morningstar Category © :
EAA FUND SECTOR EQUITY TECHNOLOGY
Rating date : **30/09/2026**
Number of funds in the category : **1384**

AMUNDI US TECH 100 EQUAL WEIGHT UCITS ETF DR - USD

FACTSHEET

Marketing Communication
31/10/2026

EQUITY

Risk Indicator ***(Source : Fund Admin)***



The SRI represents the risk and return profile as presented in the Key Information Document (KID). The lowest category does not imply that there is no risk. The SRI is not guaranteed and may change over time. The risk indicator assumes you keep the product for 5 years.
The summary risk indicator is a guide to the level of risk of this product compared to other products. It shows how likely it is that the product will lose money because of movement in the markets or because we are not able to pay you.

We have classified this product as 4 out of 7, which is a medium risk class. This rates the potential losses from future performance at a medium level, and poor market conditions could impact our capacity to pay you. Additional risks: Market liquidity risk could amplify the variation of product performances. This product does not include any protection from future market performance so you could lose some or all of your investment. Beside the risks included in the risk indicator, other risks may affect the Sub-Fund's performance. Please refer to the AMUNDI ETF ICAV prospectus.

Characteristics (source: Amundi)

Net Asset Value (NAV)	**D : 17.99 USD (30/10/2026)**
Assets Under Management (AUM)	**265.33 (million USD ; 30/10/2026)**
ISIN code	**D : IE000Y9MG996**
Replication type	**Physical**
Benchmark	**100% SOLACTIVE UNITED STATES TECHNOLOGY 100 EQUAL WEIGHT INDEX**
Type of shares	**Distribution**
Last coupon	0.1260 (USD ; 16/02/2026)
Fund structure	ICAV Irish
UCITS compliant	UCITS
Management Company	Amundi Ireland Limited
Fund manager	10/11/2022: Amundi Asset Management
Primary Market Maker	
Administrator	HSBC Securities Services (Ireland) DAC
Custodian	HSBC Continental Europe
Independent auditor	PRICEWATERHOUSECOOPERS
Sub-fund launch date	10/11/2022
Share-class inception date	10/11/2022
First NAV	10.00 (USD ; 10/11/2022)
Sub-fund reference currency	USD
Share-class reference currency	USD
Minimum investment to the secondary market	1 Share(s)
Frequency of NAV calculation	Daily
Dealing times	Orders received each day D day before 6.30 pm
Minimum recommended investment period	5 years
Fiscal year end	December
Performance fees	No
Benchmark index performance record	10/11/2022 : 100.00% SOLACTIVE UNITED STATES TECHNOLOGY 100 EQUAL WEIGHT INDEX

Amundi Asset Management, SAS (French : Société par Actions Simplifiée) with a capital of 1 143 615 555 €
AMF approved Portfolio Management Company- GP number 04000036
Corporate address: 91-93, Boulevard Pasteur - 75015 Paris- France 437 574 452 RCS Paris
This material is solely for the attention of "professional" investors.

AMUNDI US TECH 100 EQUAL WEIGHT UCITS ETF DR - USD

FACTSHEET

Marketing Communication
31/10/2026

EQUITY

Index Data (Source : Amundi)

Description of the Index

Solactive United States Technology 100 Equal Weight Index is an equity broad-based, equal weight index that measures the performance of the largest 100 companies from the NASDAQ Stock Exchange.

Information (Source: Amundi)

Asset class : **Equity**
Exposure : **USA**

Holdings : **98**

Top 10 benchmark holdings (source : Amundi)

	% of assets (Index)
STRATEGY INC	1.57%
PALANTIR TECHN-A	1.55%
MICROSOFT CORP	1.44%
CROWDSTRIKE HOLDINGS INC - A	1.43%
LUMENTUM HOLDINGS INC	1.36%
PAYPAL HOLDINGS INC	1.33%
ROPER TECHNOLOGIES INC	1.32%
AMGEN INC	1.31%
REGENERON PHARMACEUTICALS	1.29%
GILEAD SCIENCES INC	1.27%
Total	**13.88%**

For illustrative purposes only and not a recommendation to buy or sell securities.

Geographical breakdown (for illustrative purposes only - Source: Amundi)

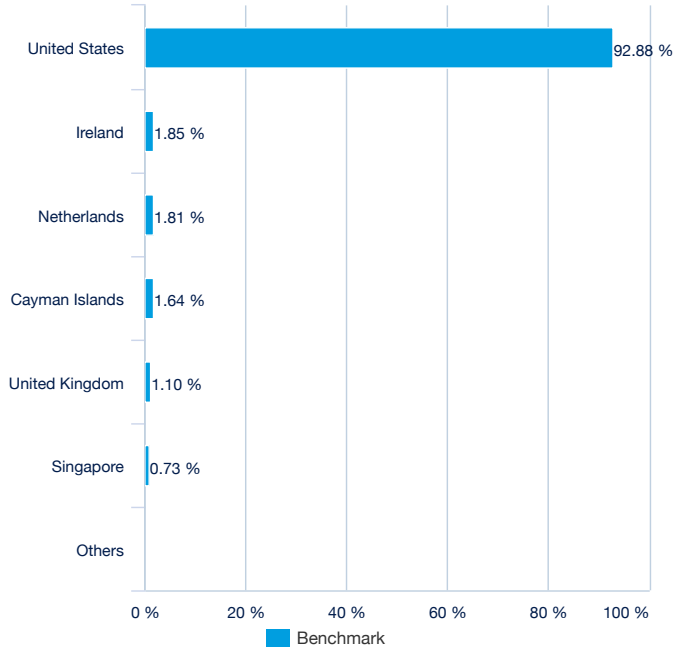

Benchmark Sector breakdown (for illustrative purposes only - Source : Amundi)

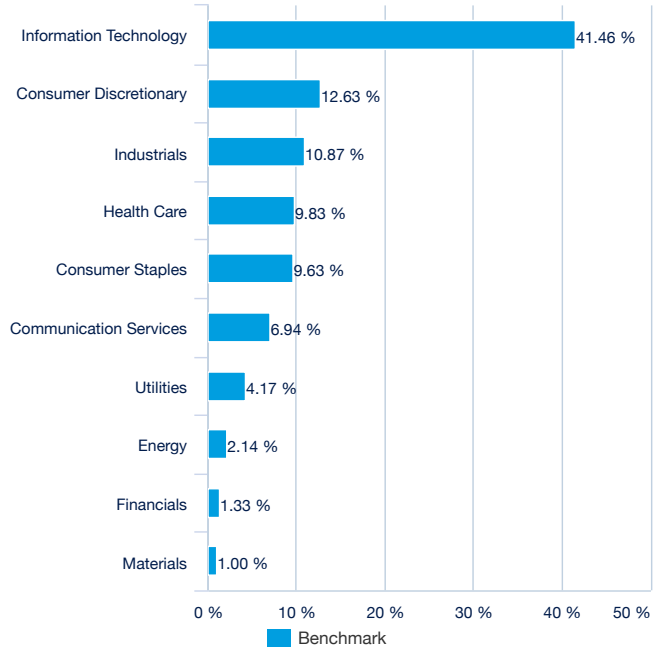

Amundi Asset Management, SAS (French : Société par Actions Simplifiée) with a capital of 1 143 615 555 €
AMF approved Portfolio Management Company- GP number 04000036
Corporate address: 91-93, Boulevard Pasteur - 75015 Paris- France 437 574 452 RCS Paris
This material is solely for the attention of "professional" investors.

EQUITY

Listing data (source : Amundi)

Place	CCY	Bloomberg Ticker	Bloomberg iNAV	Reuters RIC	Reuters iNAV
Deutsche Boerse (Xetra)	USD	WEBB GY	IWEBB	WEBAUSD.DE	IWEBBUSDINAV=SOLA
Deutsche Boerse (Xetra)	EUR	WEBA GY	IWEBA	WEBA.DE	IWEBAEURINAV=SOLA
LSE	GBP	UTEC LN	WEBAGBIV	UTEC.L	IWEBAGBPINAV=SOLA

Contact

ETF Sales contact

France & Luxembourg	+33 (0)1 76 32 65 76
Germany & Austria	+49 (0) 800 111 1928
Italy	+39 02 0065 2965
Switzerland (German)	+41 44 588 99 36
Switzerland (French)	+41 22 316 01 51
United Kingdom	+44 (0) 20 7 074 9598
United Kingdom (Instit)	+44 (0) 800 260 5644
Netherlands	+31 20 794 04 79
Nordic countries	+46 8 5348 2271
Hong Kong	+65 64 39 93 50
Spain	+34 914 36 72 45

ETF Capital Markets contact

Téléphone	+33 (0)1 76 32 19 93
Bloomberg IB Chat	Capital Markets Amundi ETF
	Capital Markets Amundi HK ETF

ETF Market Makers contact

BNP Paribas	+33 (0)1 40 14 60 01
Kepler Cheuvreux	+33 (0)1 53 65 35 25

Amundi contact

Amundi ETF
90 bd Pasteur
CS 21564
75 730 Paris Cedex 15 - France
Hotline : +33 (0)1 76 32 47 74
info-etf@amundi.com

Index Providers

The financial instrument is not sponsored, promoted, sold or supported in any other manner by Solactive AG nor does Solactive AG offer any express or implicit guarantee or assurance either with regard to the results of using the index and/or index trade mark or the index price at any time or in any other respect. The index is calculated and published by Solactive AG. Solactive AG uses its best efforts to ensure that the index is calculated correctly. Irrespective of its obligations towards the issuer, Solactive AG has no obligation to point out errors in the index to third parties including but not limited to investors and/or financial intermediaries of the financial instrument. Neither publication of the index by Solactive AG nor the licensing of the index or index trade mark for the purpose of use in connection with the financial instrument constitutes a recommendation by Solactive AG to invest capital in said financial instrument nor does it in any way represent an assurance or opinion of Solactive AG with regard to any investment in this financial instrument.

Amundi Asset Management, SAS (French : Société par Actions Simplifiée) with a capital of 1 143 615 555 €
AMF approved Portfolio Management Company- GP number 04000036
Corporate address: 91-93, Boulevard Pasteur - 75015 Paris- France 437 574 452 RCS Paris
This material is solely for the attention of “professional” investors.

Important information

mentions_legales_Amundi_ETF_ICAV_Ireland