Amundi S&P SmallCap 600 Screened UCITS ETF Dist

FACTSHEET

Marketing Communication

31/10/2026

EQUITY

Objective and Investment Policy

This Sub-Fund is passively managed. The objective of this Sub-Fund is to track the performance of S&P SmallCap 600 Scored & Screened+ Index (USD) NTR (the "Index"). The anticipated level of the tracking error, under normal market conditions, is indicated in the prospectus of the Sub-Fund. The Index is a net total return index, meaning that dividends net of tax paid by the index constituents are included in the Index return. The Index is a broad-based, market-cap-weighted index that measures the performance of securities meeting sustainability criteria, while maintaining similar overall industry group weight as the S&P SmallCap 600 Index (the "Parent Index"). The Parent Index is an equity index representative of the small capitalization securities traded in the USA. The Index targets 75% of the free-float market capitalization of each industry group within the Parent Index, using the S&P Global ESG Scores as the defining characteristic. The Sub-Fund promotes environmental and/or social characteristics through among others, replicating an Index integrating an environmental, social and governance ("ESG") rating. The Index methodology is constructed using a "Best-in-class approach": best ranked companies are selected to construct the Index. "Best-in-class" is an approach where leading or best-performing investments are selected within a universe, industry sector or class. It excludes companies falling behind on an ESG level, particularly on the basis of ESG ratings. Using such Best-in-class approach, the Index follows an extra-financial approach significantly engaging that permits the reduction by at least 20% of the initial investment universe (expressed in number of issuers). The limits of the approach adopted are described in the Sub-Fund's prospectus through risk factors such as Sustainable investment risk. The ESG score of companies is calculated by an ESG rating agency, using raw data, models and estimates collected/calculated using methods specific to each provider. Due to the lack of standardisation and the uniqueness of each methodology, the information provided may be incomplete. Assessment of sustainability risks is complex and may be based on ESG data which is difficult to obtain, incomplete, estimated, out of date and/or otherwise materially inaccurate. Even when identified, there can be no guarantee that these data will be correctly assessed. Information on how the Index is consistent with environmental, social and governance characteristics is available in the prospectus. More information about the composition of the Index and its operating rules are available in the prospectus and at: https://www.spglobal.com/spdji/en/ The Index value is available via Bloomberg (SPSESAUN). The exposure to the Index will be achieved through a direct replication, mainly by making direct investments in transferable securities and/or other eligible assets representing the Index constituents in a proportion extremely close to their proportion in the Index. The Investment Manager will be able to use derivatives in order to deal with inflows and outflows and which relate to the Index or constituents of the Index for investment and/or efficient portfolio management. In order to generate additional income to offset its costs, the Sub-Fund may also enter into securities lending operations.

Performances from 20/01/2023 to 30/10/2026 (Source : Fund Admin)

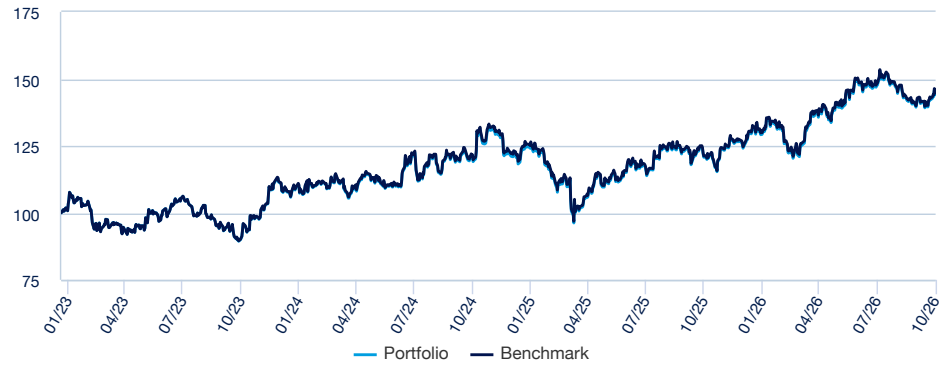

Risk indicators (Source: Fund Admin)

	1 year	3 years	Inception to date *
Portfolio volatility *	14.75%	17.87%	18.54%
Benchmark volatility	14.77%	17.93%	18.58%
Ex-post Tracking Error	0.23%	0.29%	0.27%
Sharpe ratio	1.05	0.55	0.29

* Volatility is a statistical indicator that measures an asset's variations around its average value. For example, market variations of +/- 1.5% per day correspond to a volatility of 25% per year. The higher the volatility, the higher the risk.
The Tracking Error indicator measures the performance's difference between the fund and the benchmark

Cumulative returns* (Source: Fund Admin)

	YTD	1 month	3 months	1 year	3 years	5 years	Since
Since	31/12/2025	30/09/2026	31/07/2026	31/10/2025	31/10/2023	-	20/01/2023
Portfolio	16.08%	3.34%	-2.38%	19.35%	58.99%	-	44.06%
Benchmark	16.04%	3.39%	-2.46%	19.36%	59.38%	-	44.66%
Spread	0.04%	-0.05%	0.07%	-0.02%	-0.40%	-	-0.60%

Calendar year performance* (Source: Fund Admin)

	2025	2024	2023	2022	2021
Portfolio	2.21%	8.96%	-	-	-
Benchmark	1.85%	9.57%	-	-	-
Spread	0.36%	-0.61%	-	-	-

** Source : Amundi. The above cover complete periods of 12 months for each calendar year.* ***Past performance is no predictor of current and future results and does not guarantee future yield*** *. Any losses or gains do not take into consideration any costs, commissions and fees incurred by the investor in the issue and buyout of the shares (e.g. taxes, brokerage fees or other commissions deducted by the financial intermediary). If performance is calculated in a currency other than the euro, any losses or gains generated can thereby be affected by exchange rate fluctuations (both upward and downward). The discrepancy accounts for the performance difference between the portfolio and the index.*

Amundi S&P SmallCap 600 Screened UCITS ETF Dist

FACTSHEET

Marketing Communication
31/10/2026

EQUITY

Risk Indicator ***(Source : Fund Admin)***



The SRI represents the risk and return profile as presented in the Key Information Document (KID). The lowest category does not imply that there is no risk. The SRI is not guaranteed and may change over time. The risk indicator assumes you keep the product for 5 years.
The summary risk indicator is a guide to the level of risk of this product compared to other products. It shows how likely it is that the product will lose money because of movement in the markets or because we are not able to pay you.

We have classified this product as 5 out of 7, which is a medium-high risk class. This rates the potential losses from future performance at a medium-high level, and poor market conditions will likely impact our capacity to pay you. Additional risks: Market liquidity risk could amplify the variation of product performances. This product does not include any protection from future market performance so you could lose some or all of your investment. Beside the risks included in the risk indicator, other risks may affect the Sub-Fund's performance. Please refer to the AMUNDI ETF ICAV prospectus.

Characteristics (source: Amundi)

Net Asset Value (NAV)	**D : 85.20 USD (30/10/2026)**
Assets Under Management (AUM)	**157.21 (million USD ; 30/10/2026)**
ISIN code	**D : IE000XLJ2JQ9**
Replication type	**Physical**
Benchmark	**100% S&P SMALLCAP 600 SCORED & SCREENED+ INDEX (USD)**
Type of shares	**Distribution**
Last coupon	0.7920 (USD ; 16/02/2026)
Fund structure	ICAV Irish
UCITS compliant	UCITS
Management Company	Amundi Ireland Limited
Fund manager	19/01/2023: Amundi Asset Management
Primary Market Maker	
Administrator	HSBC Securities Services (Ireland) DAC
Custodian	HSBC Continental Europe
Independent auditor	PRICEWATERHOUSECOOPERS
Sub-fund launch date	19/01/2023
Share-class inception date	19/01/2023
First NAV	60.95 (USD ; 20/01/2023)
Sub-fund reference currency	USD
Share-class reference currency	USD
Minimum investment to the secondary market	1 Share(s)
Frequency of NAV calculation	Daily
Dealing times	Orders received each day D day before 6.30 pm
Minimum recommended investment period	5 years
Fiscal year end	December
Performance fees	No
Benchmark index performance record	19/01/2023 : 100.00% S&P SMALLCAP 600 SCORED & SCREENED+ INDEX (USD)

Amundi Asset Management, SAS (French : Société par Actions Simplifiée) with a capital of 1 143 615 555 €
AMF approved Portfolio Management Company- GP number 04000036
Corporate address: 91-93, Boulevard Pasteur - 75015 Paris- France 437 574 452 RCS Paris
This material is solely for the attention of "professional" investors.

Amundi S&P SmallCap 600 Screened UCITS ETF Dist

EQUITY

FACTSHEET
Marketing Communication
31/10/2026

Index Data (Source : Amundi)

Description of the Index

The Index is a broad-based, market-cap-weighted index that measures the performance of securities meeting sustainability criteria, while maintaining similar overall industry group weight as the S&P SmallCap 600 Index (the "Parent Index"). The Parent Index is an equity index representative of the small capitalization securities traded in the USA. The Index targets 75% of the free-float market capitalization of each industry group within the Parent Index, using the S&P Dow Jones Indices ("DJI") ESG Score as the defining characteristic.

Information (Source: Amundi)

Asset class : **Equity**
Exposure : **USA**

Holdings : **389**

Top 10 benchmark holdings (source : Amundi)

	% of assets (Index)	% assets (Parent index)
GLAUKOS CORP	1.24%	0.81%
PAYCOM SOFTWARE INC	0.87%	0.57%
MATCH GROUP INC	0.85%	0.55%
RYMAN HOSPITALTY PROP	0.80%	0.52%
LIFE TIME GROUP HOLDINGS INC	0.75%	0.49%
JACKSON FINANCIAL INC-A	0.74%	0.48%
TG THERAPEUTICS INC	0.72%	0.46%
ELEMENT SOLUTIONS INC	0.70%	0.46%
CARMAX INC	0.69%	0.45%
VICTORIA S SECRET & CO	0.68%	0.44%
Total	**8.05%**	**5.23%**

Parent index : **MOD104249 - MOD AM S&P SMCAP 600 ESG**

Geographical breakdown (for illustrative purposes only - Source: Amundi)

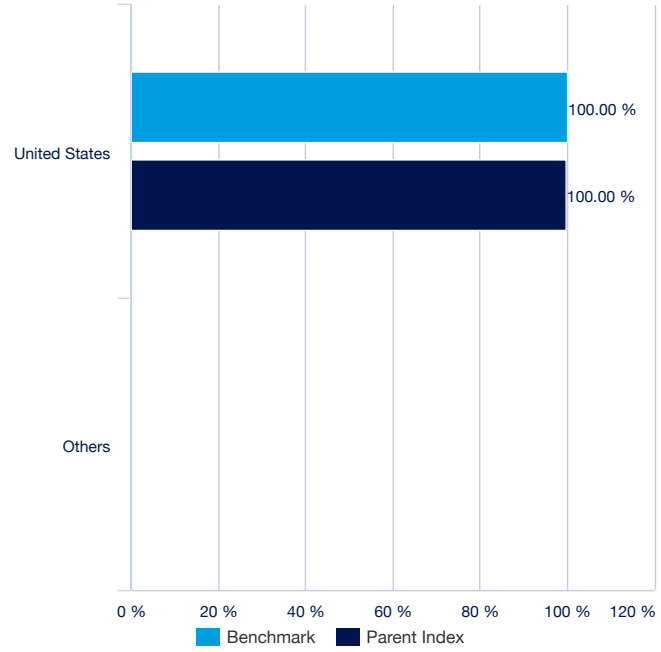

Parent index : **MOD104249 - MOD AM S&P SMCAP 600 ESG**

Benchmark Sector breakdown (for illustrative purposes only - Source : Amundi)

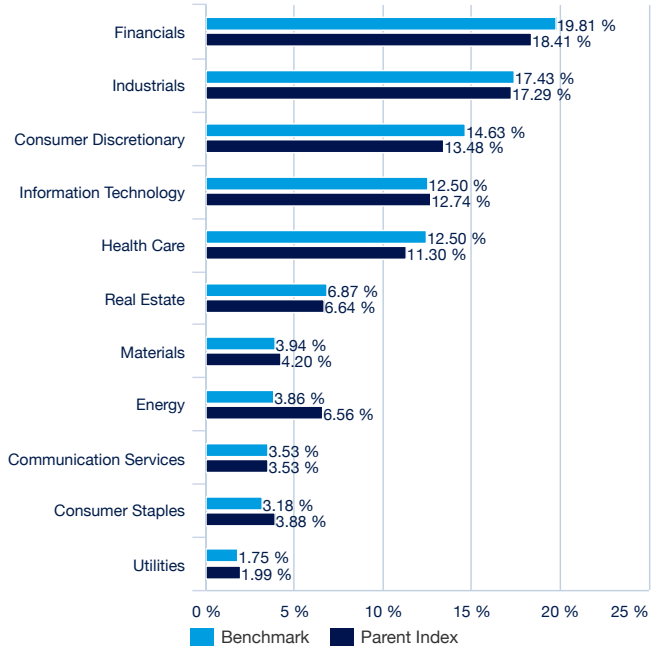

Parent index : **MOD104249 - MOD AM S&P SMCAP 600 ESG**

Amundi Asset Management, SAS (French : Société par Actions Simplifiée) with a capital of 1 143 615 555 €
AMF approved Portfolio Management Company- GP number 04000036
Corporate address: 91-93, Boulevard Pasteur - 75015 Paris- France 437 574 452 RCS Paris
This material is solely for the attention of "professional" investors.

Evaluation by ESG criteria (Source: Amundi)

	Benchmark	Parent index
Overall Rating	6.01	5.66
Environment	5.07	4.81
Social	4.55	4.48
Governance	6.49	6.35

Parent index : **MOD104249 - MOD AM S&P SMCAP 600 ESG**

ESG criteria

The criteria are extra-financial criteria used to assess the Environmental, Social and Governance practices of companies.

Environmental, Social, and Governance risks and opportunities are posed by large scale trends (e.g. climate change, resource scarcity, demographic shifts) as well as by the nature of the company's operations.

Scores are on a 0-10 scale, with 10 being the best.

"E" for Environment (Climate Change, Natural Resources, Pollution & Waste and Environmental Opportunities)

"S" for Social (Human Capital, Product Liability, Stakeholder Opposition and Social Opportunities)

"G" for Governance (Corporate Governance and Corporate Behavior)

Source: Raw ESG data for companies are provided by MSCI

Carbon footprint

Carbon footprint: carbon emissions per euro million invested

	Benchmark	Parent Index
Total carbon portfolio footprint (Index/Parent index) :	84.87	96.94

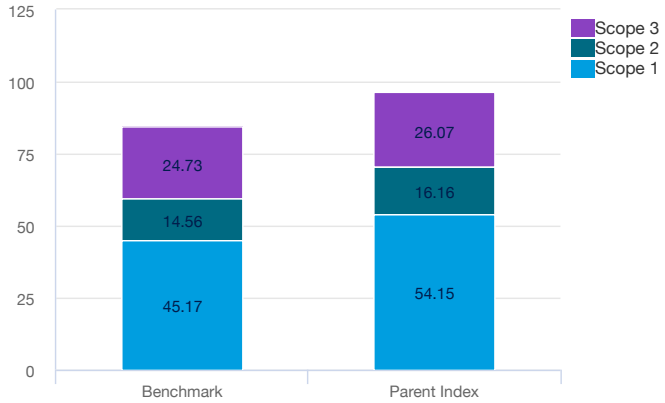

Parent index : **MOD104249 - MOD AM S&P SMCAP 600 ESG**

Carbon footprint

This indicator measures the portfolio's carbon emissions in metric tonnes of carbon equivalent (tCO2e) per euro million invested.
This is an indicator of the emissions generated by investment in this portfolio.

Definition of scopes :

- Scope 1 : all emissions that arise directly from sources that are owned or controlled by the company.

- Scope 2 : all indirect emissions generated by the purchase or production of electricity, steam or heat.

- Scope 3 : All other indirect emissions, upstream and downstream of the value chain. For reasons of data robustness, Amundi has chosen to use emissions from activities upstream of Scope 3 - Source: Trucost EEI-O model (input/output model extended to the Trucost environment).

Source : The carbon emissions data is supplied by Trucost. It corresponds to companies' annual emissions expressed in tCO2e, which covers the six greenhouse gases defined in the Kyoto protocol whose emissions are converted into global warming potential (GWP) in CO2 equivalent.

Amundi Asset Management, SAS (French : Société par Actions Simplifiée) with a capital of 1 143 615 555 €
AMF approved Portfolio Management Company- GP number 04000036
Corporate address: 91-93, Boulevard Pasteur - 75015 Paris- France 437 574 452 RCS Paris
This material is solely for the attention of "professional" investors.

EQUITY

Listing data (source : Amundi)

Place	CCY	Bloomberg Ticker	Bloomberg iNAV	Reuters RIC	Reuters iNAV
Six Swiss Exchange	CHF	USASUSCH SW	CBUSASCH	USASUSCHF.S	CBUSASCHFINAV=SOLA
Six Swiss Exchange	USD	USASUS SW	CBUSAUIV	USASUS.S	CBUSASUSDINAV=SOLA
Deutsche Boerse (Xetra)	EUR	MWON GY	CNAVNCUS	MWON.DE	CBNCUDUSEURINAV=SOLA

Contact

ETF Sales contact

France & Luxembourg	+33 (0)1 76 32 65 76
Germany & Austria	+49 (0) 800 111 1928
Italy	+39 02 0065 2965
Switzerland (German)	+41 44 588 99 36
Switzerland (French)	+41 22 316 01 51
United Kingdom	+44 (0) 20 7 074 9598
United Kingdom (Instit)	+44 (0) 800 260 5644
Netherlands	+31 20 794 04 79
Nordic countries	+46 8 5348 2271
Hong Kong	+65 64 39 93 50
Spain	+34 914 36 72 45

ETF Capital Markets contact

Téléphone	+33 (0)1 76 32 19 93
Bloomberg IB Chat	Capital Markets Amundi ETF
	Capital Markets Amundi HK ETF

ETF Market Makers contact

BNP Paribas	+33 (0)1 40 14 60 01
Kepler Cheuvreux	+33 (0)1 53 65 35 25

Amundi contact

Amundi ETF
90 bd Pasteur
CS 21564
75 730 Paris Cedex 15 - France
Hotline : +33 (0)1 76 32 47 74
info-etf@amundi.com

Index Providers

THE SUB-FUND IS NOT SPONSORED, ENDORSED, SOLD OR PROMOTED BY STANDARD & POOR'S OR ITS AFFILIATES ("S&P"). S&P MAKES NO REPRESENTATION, CONDITION OR WARRANTY, EXPRESS OR IMPLIED, TO THE OWNERS OF THE SUB-FUND OR ANY MEMBER OF THE PUBLIC REGARDING THE ADVISABILITY OF INVESTING IN SECURITIES GENERALLY OR IN THE SUB-FUND PARTICULARLY OR THE ABILITY OF THE INDEX TO TRACK THE PERFORMANCE OF CERTAIN FINANCIAL MARKETS AND/OR SECTIONS THEREOF AND/OR OF GROUPS OF ASSETS OR ASSET CLASSES. S&P'S ONLY RELATIONSHIP BETWEEN S&P AND AMUNDI IS THE LICENSING OF CERTAIN TRADEMARKS AND TRADE NAMES AND OF THE INDEX, WHICH IS DETERMINED, COMPOSED AND CALCULATED BY S&P WITHOUT REGARD TO AMUNDI OR THE SUB-FUND. S&P HAS NO OBLIGATION TO TAKE INTO CONSIDERATION THE NEEDS OF AMUNDI OR OF INVESTORS IN DETERMINING, COMPOSING OR CALCULATING THE INDEX. S&P IS NOT LIABLE FOR AND HAS NOT PARTICIPATED IN THE DETERMINATION OF THE SUB-FUND'S PRICES AND NAV, IN THE TIMING OF THE ISSUANCE OR SALE OF THE SUB-FUND OR IN THE DETERMINATION OR CALCULATION OF THE EQUATION BY WHICH THE FUND SHARES ARE CONVERTED INTO CASH. S&P HAS NO OBLIGATION OR LIABILITY IN CONNECTION WITH THE ADMINISTRATION, MARKETING, OR TRADING OF THE SUB-FUND. S&P DOES NOT GUARANTEE THE ACCURACY AND/OR THE COMPLETENESS OF THE INDEX OR ANY DATA INCLUDED THEREIN AND S&P SHALL HAVE NO LIABILITY FOR ANY ERRORS, OMISSIONS, OR INTERRUPTIONS THEREIN. S&P MAKES NO WARRANTY, CONDITION OR REPRESENTATION, EXPRESS OR IMPLIED, AS TO RESULTS TO BE OBTAINED BY AMUNDI, INVESTORS, OR ANY OTHER PERSON OR ENTITY FROM THE USE OF THE INDEX OR ANY DATA INCLUDED THEREIN. S&P MAKES NO EXPRESS OR IMPLIED WARRANTIES, REPRESENTATIONS OR CONDITIONS, AND EXPRESSLY DISCLAIMS ALL WARRANTIES OR CONDITIONS OF MERCHANTABILITY OR FITNESS FOR A PARTICULAR PURPOSE OR USE AND ANY OTHER EXPRESS OR IMPLIED WARRANTY OR CONDITION WITH RESPECT TO THE INDEX OR ANY DATA INCLUDED THEREIN. WITHOUT LIMITING ANY OF THE FOREGOING, IN NO EVENT SHALL S&P HAVE ANY LIABILITY FOR ANY SPECIAL, PUNITIVE, INDIRECT, OR CONSEQUENTIAL DAMAGES (INCLUDING LOST PROFITS) RESULTING FROM THE USE OF THE INDEX OR ANY DATA INCLUDED THEREIN, EVEN IF NOTIFIED OF THE POSSIBILITY OF SUCH DAMAGES.

Amundi Asset Management, SAS (French : Société par Actions Simplifiée) with a capital of 1 143 615 555 €
AMF approved Portfolio Management Company- GP number 04000036
Corporate address: 91-93, Boulevard Pasteur - 75015 Paris- France 437 574 452 RCS Paris
This material is solely for the attention of "professional" investors.

Important information

mentions_legales_Amundi_ETF_ICAV_Ireland

Amundi Asset Management, SAS (French : Société par Actions Simplifiée) with a capital of 1 143 615 555 €
AMF approved Portfolio Management Company- GP number 04000036
Corporate address: 91-93, Boulevard Pasteur - 75015 Paris- France 437 574 452 RCS Paris
This material is solely for the attention of “professional” investors.