Amundi S&P 500 Screened UCITS ETF - Acc

FACTSHEET

Marketing Communication

31/10/2026

EQUITY

Objective and Investment Policy

The objective of the Sub-Fund is to track the performance of the S&P 500 ESG+ Index (the "Index"). The Sub-Fund aims to achieve a level of tracking error of the Sub-Fund and its Index that will not normally exceed 1%.

Performances from 10/11/2016 to 30/10/2026 (Source : Fund Admin)

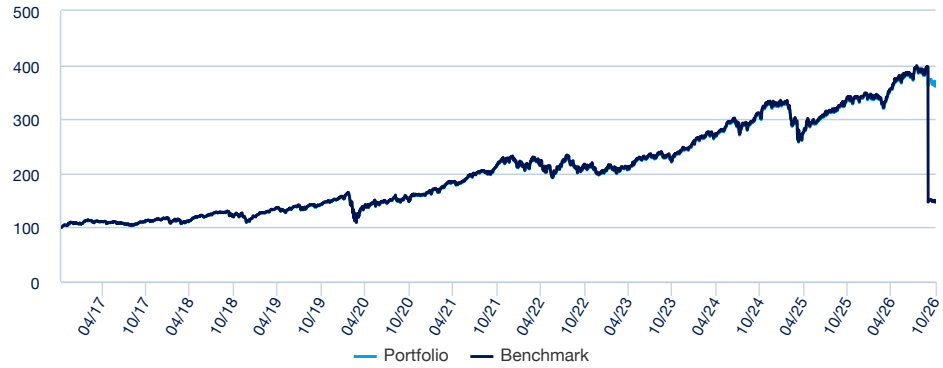

Risk indicators (Source: Fund Admin)

	1 year	3 years	5 years	Inception to date *
Portfolio volatility *	11.18%	14.35%	15.56%	16.27%
Benchmark volatility	11.18%	14.35%	15.59%	16.21%
Ex-post Tracking Error	0.03%	0.03%	0.43%	0.93%
Sharpe ratio	1.23	1.17	0.68	0.85

* Volatility is a statistical indicator that measures an asset's variations around its average value. For example, market variations of +/- 1.5% per day correspond to a volatility of 25% per year. The higher the volatility, the higher the risk.
The Tracking Error indicator measures the performance's difference between the fund and the benchmark

Cumulative returns* (Source: Fund Admin)

Since	YTD 31/12/2025	1 month 30/09/2026	3 months 31/07/2026	1 year 31/10/2025	3 years 31/10/2023	5 years 29/10/2021	Since 10/11/2016
Portfolio	16.11%	-0.21%	3.26%	15.78%	74.68%	82.66%	292.25%
Benchmark	16.07%	-0.21%	3.25%	15.72%	74.38%	80.28%	308.98%
Spread	0.04%	0.00%	0.02%	0.06%	0.30%	2.38%	-16.73%

Calendar year performance* (Source: Fund Admin)

	2025	2024	2023	2022	2021	2020	2019	2018	2017	2016
Portfolio	4.42%	32.42%	23.28%	-12.89%	42.70%	6.10%	34.13%	-1.18%	6.22%	-
Benchmark	4.34%	32.37%	23.38%	-12.79%	42.72%	6.14%	34.28%	-1.03%	6.37%	-
Spread	0.07%	0.05%	-0.10%	-0.09%	-0.02%	-0.04%	-0.15%	-0.16%	-0.16%	-

** Source : Amundi. The above cover complete periods of 12 months for each calendar year.* ***Past performance is no predictor of current and future results and does not guarantee future yield*** *. Any losses or gains do not take into consideration any costs, commissions and fees incurred by the investor in the issue and buyout of the shares (e.g. taxes, brokerage fees or other commissions deducted by the financial intermediary). If performance is calculated in a currency other than the euro, any losses or gains generated can thereby be affected by exchange rate fluctuations (both upward and downward). The discrepancy accounts for the performance difference between the portfolio and the index.*

Amundi S&P 500 Screened UCITS ETF - Acc

FACTSHEET

Marketing Communication
31/10/2026

EQUITY

Risk Indicator ***(Source : Fund Admin)***



The SRI represents the risk and return profile as presented in the Key Information Document (KID). The lowest category does not imply that there is no risk. The SRI is not guaranteed and may change over time. The risk indicator assumes you keep the product for 5 years.
The summary risk indicator is a guide to the level of risk of this product compared to other products. It shows how likely it is that the product will lose money because of movement in the markets or because we are not able to pay you.

We have classified this product as 4 out of 7, which is a medium risk class. This rates the potential losses from future performance at a medium level, and poor market conditions could impact our capacity to pay you. Additional risks: Market liquidity risk could amplify the variation of product performances. This product does not include any protection from future market performance so you could lose some or all of your investment. Beside the risks included in the risk indicator, other risks may affect the Sub-Fund's performance. Please refer to the AMUNDI ETF ICAV prospectus.

Characteristics (source: Amundi)

Net Asset Value (NAV)	**A : 197.73 EUR (30/10/2026)**
Assets Under Management (AUM)	**6,005.26 (million EUR ; 30/10/2026)**
ISIN code	**A : IE000KXCEXR3**
Replication type	**Physical**
Benchmark	**100% S&P 500 SCORED & SCREENED+ INDEX**
Type of shares	**Accumulation**
Fund structure	ICAV Irish
UCITS compliant	UCITS
Management Company	Amundi Ireland Limited
Fund manager	01/12/2024: Amundi Asset Management
Primary Market Maker	
Administrator	HSBC Securities Services (Ireland) DAC
Custodian	HSBC Continental Europe
Independent auditor	PRICEWATERHOUSECOOPERS
Sub-fund launch date	17/10/2023
Share-class inception date	17/10/2023
First NAV	(EUR ; 10/11/2016)
Sub-fund reference currency	USD
Share-class reference currency	USD
Frequency of NAV calculation	Daily
Dealing times	Orders received each day D day before 6.30 pm
Fiscal year end	December
Performance fees	No
Benchmark index performance record	10/11/2016 : 100.00% S&P 500 SCORED & SCREENED+ INDEX

Amundi S&P 500 Screened UCITS ETF - Acc

EQUITY

FACTSHEET
Marketing Communication
31/10/2026

Index Data (Source : Amundi)

Description of the Index

S&P 500 ESG+ Index is a broad-based, market-cap-weighted equity index that measures the performance of securities meeting sustainability criteria, while maintaining similar overall industry group weight as the S&P 500 Index (the "Parent Index"). The Parent Index is an equity index representative of the leading securities traded in the USA.

Information (Source: Amundi)

Asset class : **Equity**
Exposure : **USA**

Holdings : **316**

Top 10 benchmark holdings (source : Amundi)

	% of assets (Index)	% assets (Parent index)
NVIDIA CORP	12.98%	7.78%
MICROSOFT CORP	9.88%	5.92%
ALPHABET INC CL A	4.18%	2.51%
ALPHABET INC CL C	3.37%	2.02%
ELI LILLY & CO	2.76%	1.65%
MICRON TECHNOLOGY INC	2.65%	1.59%
VISA INC-CLASS A SHARES	1.76%	1.05%
WALMART INC	1.36%	0.81%
MASTERCARD INC-CL A	1.29%	0.77%
ABBVIE INC	1.29%	0.77%
Total	**41.52%**	**24.87%**

Parent index : **S&P 500**

Geographical breakdown (for illustrative purposes only - Source: Amundi)

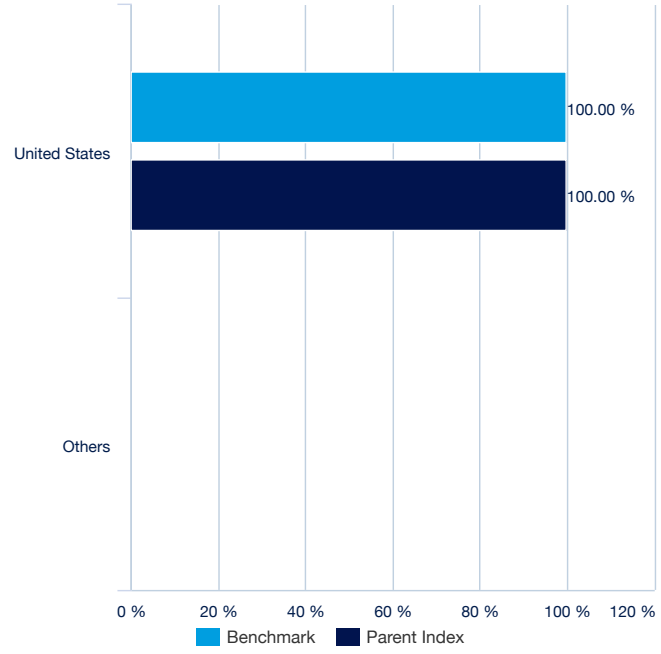

Parent index : **S&P 500**

Benchmark Sector breakdown (for illustrative purposes only - Source : Amundi)

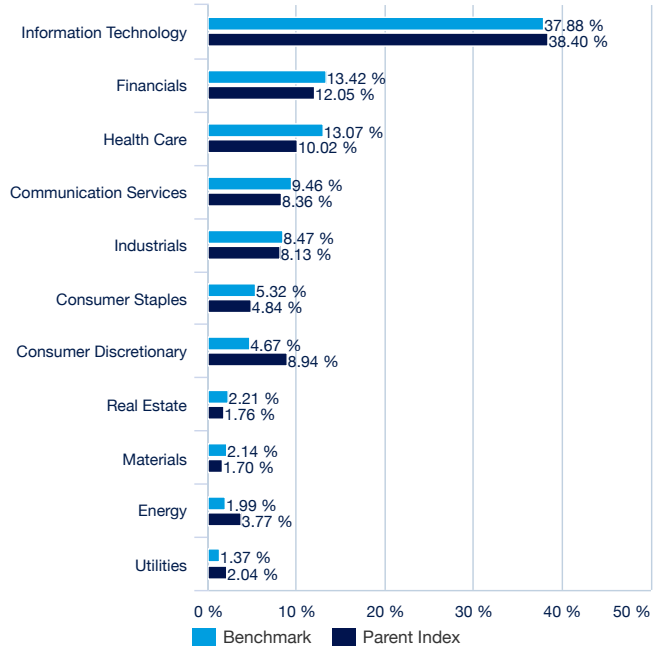

Parent index : **S&P 500**

Socially Responsible Investment (SRI)

The SRI expresses sustainable development objectives in investment decisions by adding Environmental, Social and Governance (ESG) criteria in addition to the traditional financial criteria.

SRI thus aims to balance economic performance and social and environmental impact by financing companies and public entities which contribute to sustainable development whatever their business sector. By influencing the governance and behaviour of stakeholders, SRI promotes a responsible economy.

Evaluation by ESG criteria (Source: Amundi)

	Benchmark	Parent index
Overall Rating	6.93	6.41
Environment	6.57	6.31
Social	5.46	4.94
Governance	5.47	5.42

Parent index : **S&P 500**

ESG criteria

The criteria are extra-financial criteria used to assess the Environmental, Social and Governance practices of companies.

Environmental, Social, and Governance risks and opportunities are posed by large scale trends (e.g. climate change, resource scarcity, demographic shifts) as well as by the nature of the company's operations.

Scores are on a 0-10 scale, with 10 being the best.

"E" for Environment (Climate Change, Natural Resources, Pollution & Waste and Environmental Opportunities)

"S" for Social (Human Capital, Product Liability, Stakeholder Opposition and Social Opportunities)

"G" for Governance (Corporate Governance and Corporate Behavior)

Source: Raw ESG data for companies are provided by MSCI

Carbon footprint

Carbon footprint: carbon emissions per euro million invested

	Benchmark	Parent Index
Total carbon portfolio footprint (Index/Parent index) :	34.01	41.53

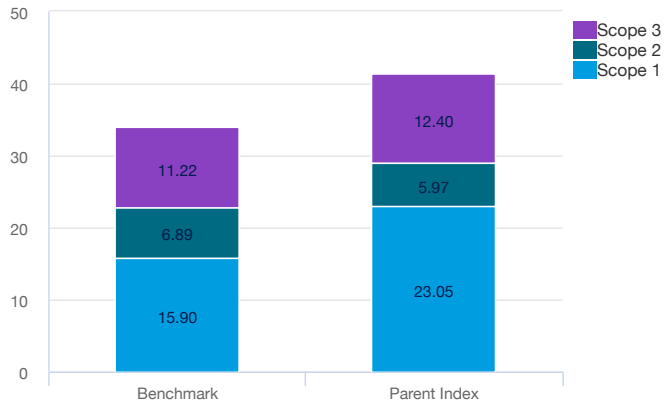

Parent index : **S&P 500**

Carbon footprint

This indicator measures the portfolio's carbon emissions in metric tonnes of carbon equivalent (tCO2e) per euro million invested.
This is an indicator of the emissions generated by investment in this portfolio.

Definition of scopes :

- Scope 1 : all emissions that arise directly from sources that are owned or controlled by the company.

- Scope 2 : all indirect emissions generated by the purchase or production of electricity, steam or heat.

- Scope 3 : All other indirect emissions, upstream and downstream of the value chain. For reasons of data robustness, Amundi has chosen to use emissions from activities upstream of Scope 3 - Source: Trucost EEI-O model (input/output model extended to the Trucost environment).

Source : The carbon emissions data is supplied by Trucost. It corresponds to companies' annual emissions expressed in tCO2e, which covers the six greenhouse gases defined in the Kyoto protocol whose emissions are converted into global warming potential (GWP) in CO2 equivalent.

EQUITY

Listing data (source : Amundi)

Place	CCY	Bloomberg Ticker	Bloomberg iNAV	Reuters RIC	Reuters iNAV
Six Swiss Exchange	USD	F500 SW	F500USIV	F500.S	IF500USDINAV=SOLA
Deutsche Boerse (Xetra)	EUR	F500 GY	F500EUIV	F500.DE	IF500INAV=SOLA
Euronext Paris	EUR	S500 FP	F500EUIV	S500.PA	IF500INAV=SOLA
Euronext Amsterdam	USD	U500 NA	F500USIV	S500.AS	IF500USDINAV=SOLA
Euronext Milan	EUR	S500 IM	F500EUIV	S500.MI	IF500INAV=SOLA

Index Providers

THE SUB-FUND IS NOT SPONSORED, ENDORSED, SOLD OR PROMOTED BY STANDARD & POOR'S OR ITS AFFILIATES ("S&P"). S&P MAKES NO REPRESENTATION, CONDITION OR WARRANTY, EXPRESS OR IMPLIED, TO THE OWNERS OF THE SUB-FUND OR ANY MEMBER OF THE PUBLIC REGARDING THE ADVISABILITY OF INVESTING IN SECURITIES GENERALLY OR IN THE SUB-FUND PARTICULARLY OR THE ABILITY OF THE INDEX TO TRACK THE PERFORMANCE OF CERTAIN FINANCIAL MARKETS AND/OR SECTIONS THEREOF AND/OR OF GROUPS OF ASSETS OR ASSET CLASSES. S&P'S ONLY RELATIONSHIP BETWEEN S&P AND AMUNDI IS THE LICENSING OF CERTAIN TRADEMARKS AND TRADE NAMES AND OF THE INDEX, WHICH IS DETERMINED, COMPOSED AND CALCULATED BY S&P WITHOUT REGARD TO AMUNDI OR THE SUB-FUND. S&P HAS NO OBLIGATION TO TAKE INTO CONSIDERATION THE NEEDS OF AMUNDI OR OF INVESTORS IN DETERMINING, COMPOSING OR CALCULATING THE INDEX. S&P IS NOT LIABLE FOR AND HAS NOT PARTICIPATED IN THE DETERMINATION OF THE SUB-FUND'S PRICES AND NAV, IN THE TIMING OF THE ISSUANCE OR SALE OF THE SUB-FUND OR IN THE DETERMINATION OR CALCULATION OF THE EQUATION BY WHICH THE FUND SHARES ARE CONVERTED INTO CASH. S&P HAS NO OBLIGATION OR LIABILITY IN CONNECTION WITH THE ADMINISTRATION, MARKETING, OR TRADING OF THE SUB-FUND. S&P DOES NOT GUARANTEE THE ACCURACY AND/OR THE COMPLETENESS OF THE INDEX OR ANY DATA INCLUDED THEREIN AND S&P SHALL HAVE NO LIABILITY FOR ANY ERRORS, OMISSIONS, OR INTERRUPTIONS THEREIN. S&P MAKES NO WARRANTY, CONDITION OR REPRESENTATION, EXPRESS OR IMPLIED, AS TO RESULTS TO BE OBTAINED BY AMUNDI, INVESTORS, OR ANY OTHER PERSON OR ENTITY FROM THE USE OF THE INDEX OR ANY DATA INCLUDED THEREIN. S&P MAKES NO EXPRESS OR IMPLIED WARRANTIES, REPRESENTATIONS OR CONDITIONS, AND EXPRESSLY DISCLAIMS ALL WARRANTIES OR CONDITIONS OF MERCHANTABILITY OR FITNESS FOR A PARTICULAR PURPOSE OR USE AND ANY OTHER EXPRESS OR IMPLIED WARRANTY OR CONDITION WITH RESPECT TO THE INDEX OR ANY DATA INCLUDED THEREIN. WITHOUT LIMITING ANY OF THE FOREGOING, IN NO EVENT SHALL S&P HAVE ANY LIABILITY FOR ANY SPECIAL, PUNITIVE, INDIRECT, OR CONSEQUENTIAL DAMAGES (INCLUDING LOST PROFITS) RESULTING FROM THE USE OF THE INDEX OR ANY DATA INCLUDED THEREIN, EVEN IF NOTIFIED OF THE POSSIBILITY OF SUCH DAMAGES.

Amundi Asset Management, SAS (French : Société par Actions Simplifiée) with a capital of 1 143 615 555 €
AMF approved Portfolio Management Company- GP number 04000036
Corporate address: 91-93, Boulevard Pasteur - 75015 Paris- France 437 574 452 RCS Paris

Important information

mentions_legales_Amundi_ETF_ICAV_Ireland